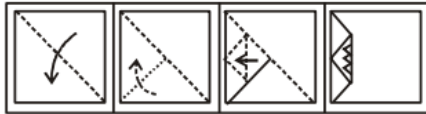



1. A piece of paper is folded and cut as shown below in the question figures. From the given answer figures, indicate how it will appear when opened.

**Questions Figures :** (SSC CGL 1<sup>st</sup> Sit. 2011)



**Answer Figures :**



(a) (b) (c) (d)

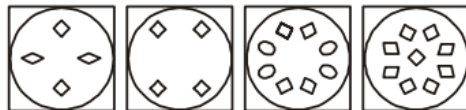
2. A piece of paper is folded and cut as shown below in the question figures. From the given answer figures, indicate how it will appear when opened.

**Question figure** (SSC CGL 2<sup>nd</sup> Sit. 2011)



(a) (b) (c) (d)

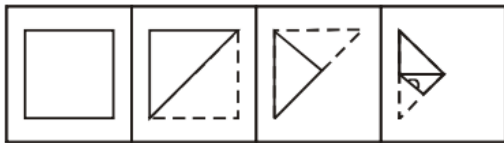
**Answer figures**



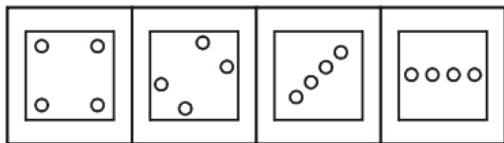
(a) (b) (c) (d)

3. A square sheet of paper has been folded and punched as shown below in the question figures. You have to figure out from amongst the four answer figures, how it will appear when opened?

**Question Figures :**



**Answer Figures :**



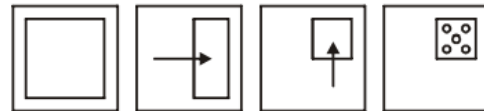
(a) (b) (c) (d)

4. If a square paper is folded as shown in the question figures and then folded paper is punched. What will be the pattern on opening the paper ?

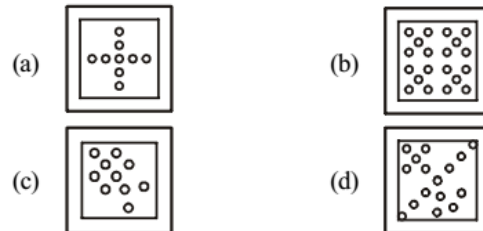
(SSC CHSL 2012)

**Question figures :**

Paper → First fold → Second fold → Punched



**Answer figures :**



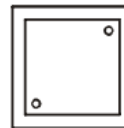
(a) (b)

(c) (d)

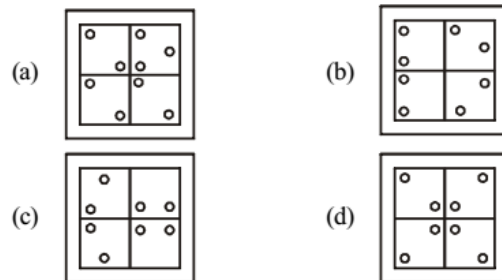
5. A square sheet of paper has been folded and punched as shown in the question figure. You have to figure out from amongst the four answer figures, how it will appear when opened?

(SSC CHSL 2012)

**Question figure :**



**Answer figures :**



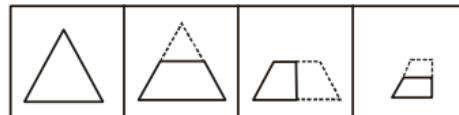
(a) (b)

(c) (d)

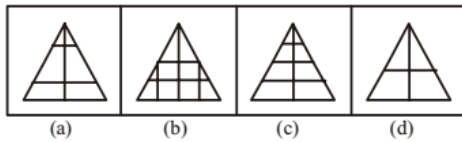
6. A sheet of paper has been folded as shown by the question figures. You have to figure out from amongst the four answer figures how it will appear when opened?

(SSC CGL 1<sup>st</sup> Sit. 2012)

**Question figures :**

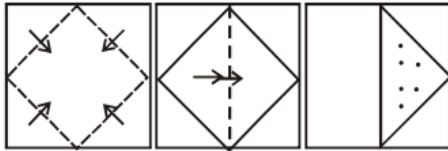


Answer figures :

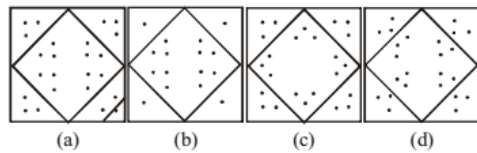


7. A square sheet of paper has been folded and punched as shown below. You have to figure out from amongst the four response figures, how it will appear when opened?  
(SSC CGL 2<sup>nd</sup> Sit. 2012)

Question figures :



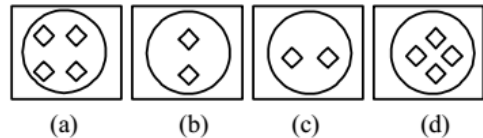
Answer figures



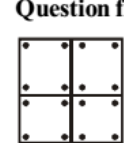
8. In the following question, a piece of paper is folded and cut as shown below in the question figures. From the given answer figures, indicate how it will appear when opened.  
Question Figures: (SSC CGL 1<sup>st</sup> Sit. 2012)



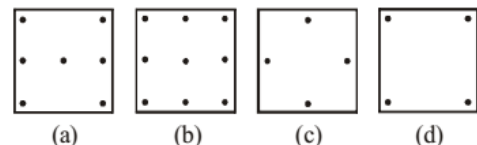
Answer figures:



9. In the following question a piece of paper is folded and punched as shown below in the question figure. From the given answer figures, indicate how it will appear when opened?  
Question figure (SSC CGL 2<sup>nd</sup> Sit. 2012)

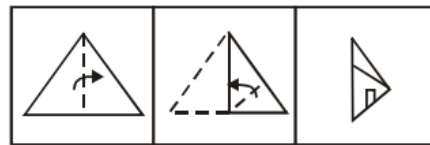


Answer figures

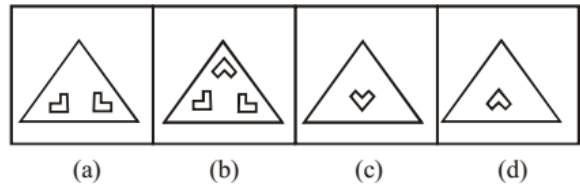


10. A triangular piece of paper is folded and cut as shown below. Find out from the answer figures how it will appear when opened.  
(SSC Multitasking 2013)

Question Figures :

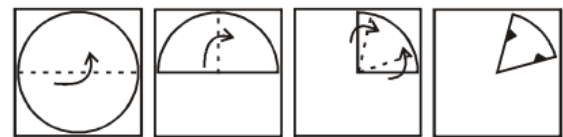


Answer Figures :

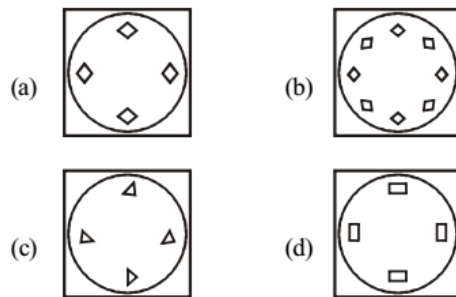


**DIRECTIONS (Q.11-12) :** In each of the following questions, a piece of paper is folded and cut as shown below in the question figures. From the given answer figures, indicate how it will appear when opened?

11. Question Figures: (SSC Sub. Ins. 2013)



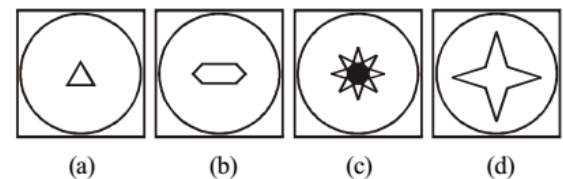
Answer Figures:



12. Question Figures:

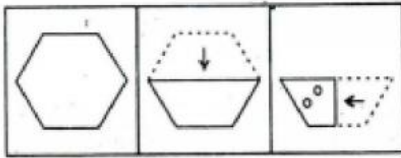


Answer Figures:

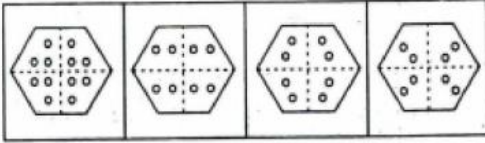


13. A piece of paper is folded and cut/punched as shown below in the question figures. From the given answer figures, indicate how it will appear when opened.  
(SSC CHSL 2013)

Question figures :



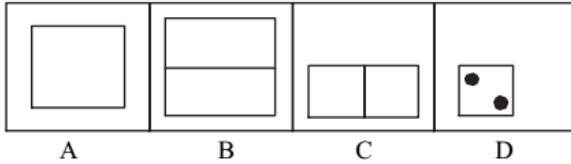
Answer figures:



(a) (b) (c) (d)

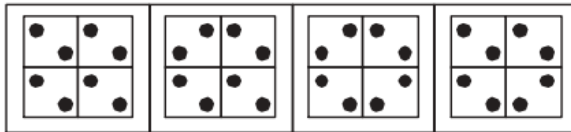
14. A square sheet of paper is folded and punched as shown below in question figures. Choose from amongst the following four answer figures, how will it appear when opened. (SSC Steno. 2013)

Question figure :



A B C D


Answer figure :




(a) (b) (c) (d)

15. A sheet of paper when folded, punched and opened shows the question figure. Choose from the answer figures which punched hole pattern gives this figure. (SSC Steno. 2013)

Question figure (Open pattern) :



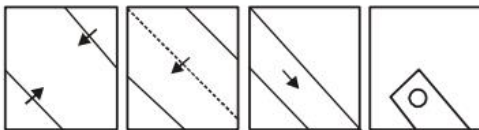
Answer figures (Punched hole patterns) :



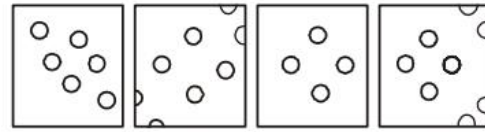
(a) (b) (c) (d)

16. A piece of paper is folded and cut as shown below in the question figures. From the given answer figures, indicate how it will appear when opened. (SSC CGL 1<sup>st</sup> Sit. 2013)

Question Figures :



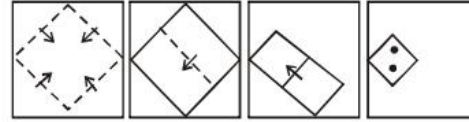
Answer Figures :



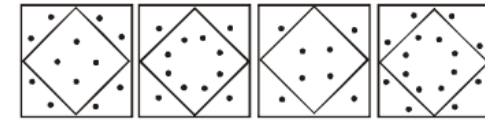
(a) (b) (c) (d)

17. A piece of paper is folded and punched as shown below in the question figures. From the given answer figures, indicate how it will appear when opened. (SSC CGL 2<sup>nd</sup> Sit. 2013)

Question figures :



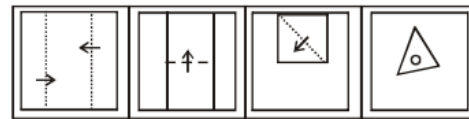
Answer Figures



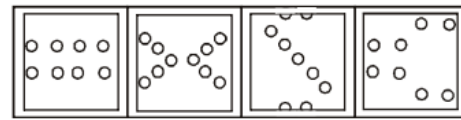
(a) (b) (c) (d)

18. A piece of paper is folded and punched as shown below in the question figures. From the given answer figures, indicate how it will appear when opened. (SSC CGL 1<sup>st</sup> Sit. 2013)

Question figures :



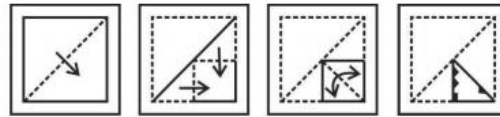
Answer figure:



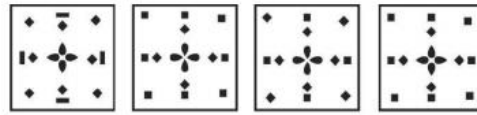
(a) (b) (c) (d)

19. A piece of paper is folded and punched as shown below in the question figures. From the given answer figures, indicate how it will appear when opened. (SSC CGL 1<sup>st</sup> Sit. 2013)

Question Figures :



Answer Figures :



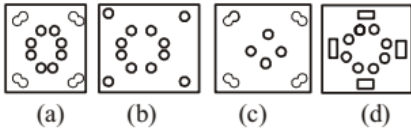
(a) (b) (c) (d)

20. A piece of paper is folded and punched as shown below in the question figures. From the given answer figures, indicate how it will appear when opened. (SSC CGL 1<sup>st</sup> Sit. 2013)

**Question Figures :**

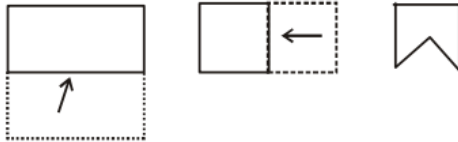


**Answer Figures.**

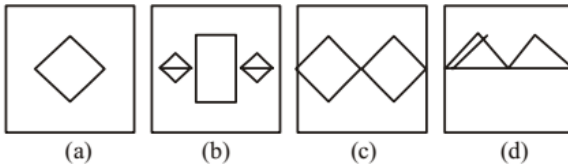


21. A piece of paper is folded and cut as shown below in the question figures. From the given answer figures, indicate how it will appear when opened. (SSC Multitasking 2014)

**Question figure :**

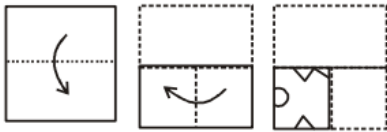


**Answer figures :**

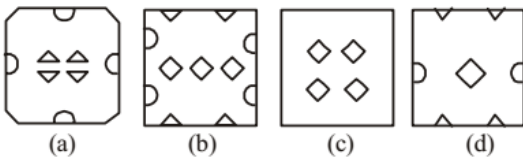


22. A piece of paper is folded and cut as shown below in the question figures. From the given answer figures, indicate how it will appear when opened. (SSC Sub. Ins. 2014)

**Question figure :**



**Answer figures:**

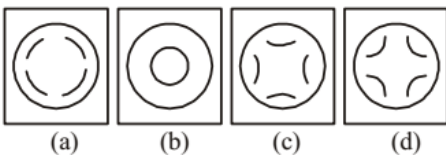


23. A piece of paper is folded and cut as shown below in the question figures. From the given answer figures, indicate how it will appear when opened. (SSC CHSL 2014)

**Question figures :**

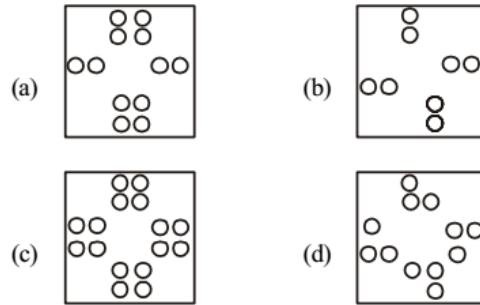
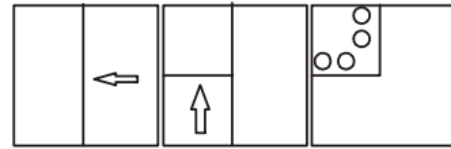


**Answer figures :**



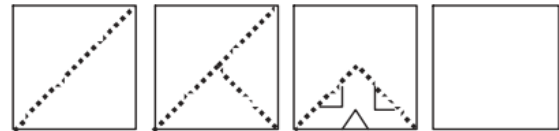
24. A piece of paper is folded and punched as shown below in the question figures. From the given answer figures, indicate how it will appear when opened. (SSC CHSL 2014)

(SSC CHSL 2014)

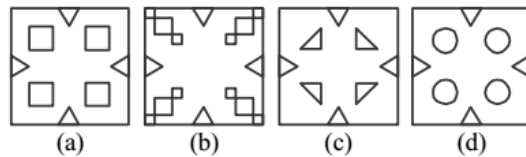


25. A piece of paper is folded and cut as shown below in the question figures. From the given answer figures, indicate how it will appear when opened. (SSC Steno. 2014)

**Question figures :**

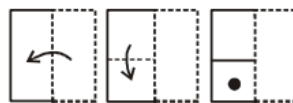


**Answer figures :**

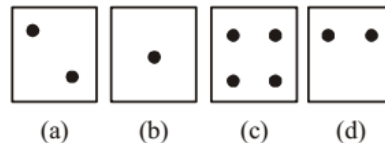


26. A piece of paper is folded and cut as shown below in the question figures. From the given answer figures, indicate how it will appear when opened. (SSC CGL 2014)

**Question figures :**

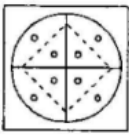


**Answer figures :**

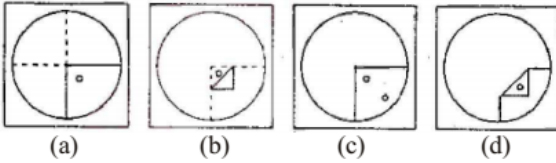


27. A Circular sheet of paper is folded in particular manner, punched once and then unfolded. Find Out the manner in which the paper was folded and punched from amongst the answer figures. (SSC Sub. Ins. 2015)

Question figure :

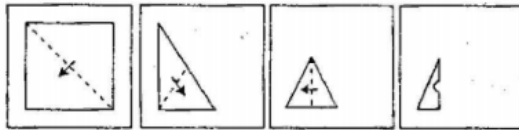


Answer figure:

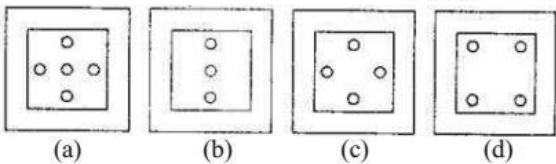


28. A piece of paper is folded and cut as shown below in the question figures. From the given answer figures, indicate how it will appear when opened. (SSC Sub. Ins. 2015)

Question figure :

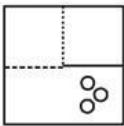


Answer figures:

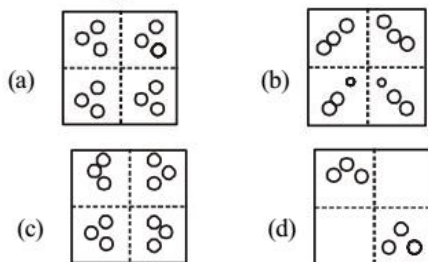


29. A piece of paper is folded and cut as shown below in the question figures. From the given answer figures indicate how it will appear when opened. (SSC CGL 1<sup>st</sup> Sit. 2015)

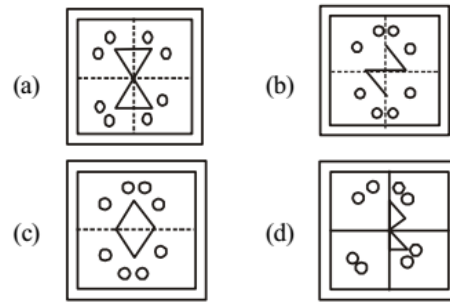
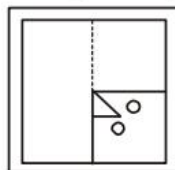
Question figure :



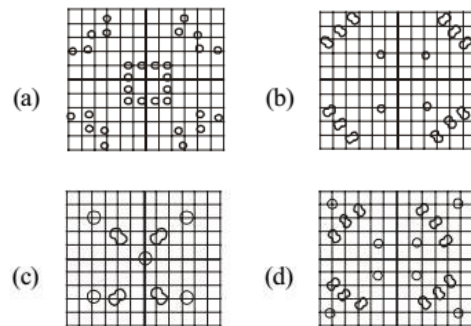
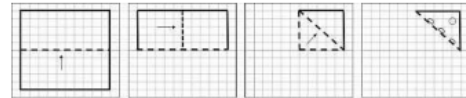
Answer figures :



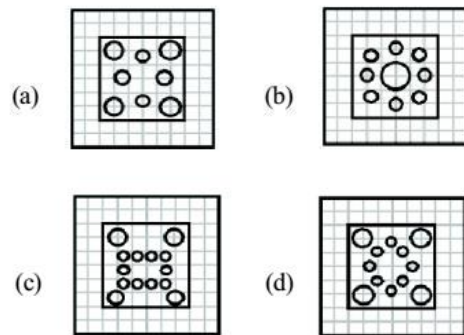
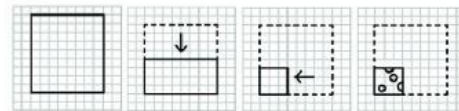
30. A piece of paper is folded and cut as shown below in the question figures. From the given answer figures, indicate how it will appear when opened. (SSC CGL 1<sup>st</sup> Sit. 2015)



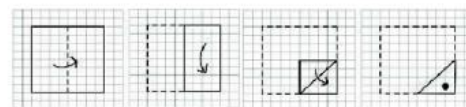
31. A piece of paper is folded and cut. From the figures given, indicate how it will appear when opened (SSC CGL 1<sup>st</sup> Sit. 2016)

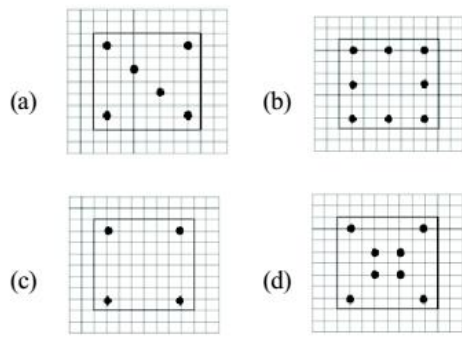


32. A piece of paper is folded and cut as shown below in the question figures. From the given answer figures, indicate how it will appear when opened. (SSC CGL 1<sup>st</sup> Sit. 2016)

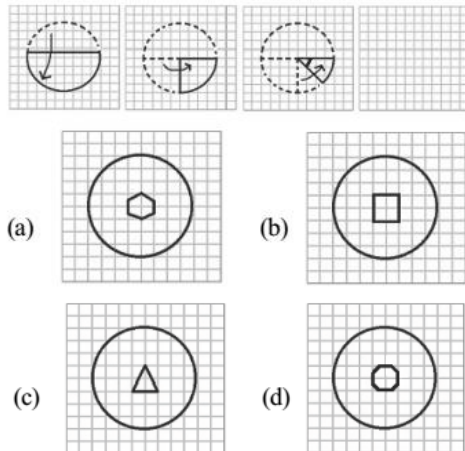


33. A piece of paper is folded and cut as shown below in the question figures. From the given answer figures, indicate how it will appear when opened. (SSC CGL 1<sup>st</sup> Sit. 2016)



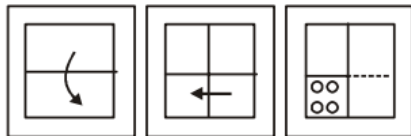


34. A piece of paper is folded and cut as shown below in the given answer figures, indicate how it will paper when opened. (SSC CGL 1<sup>st</sup> Sit. 2016)

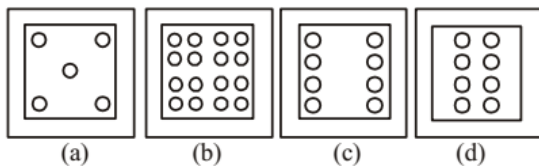


35. A piece of paper is folded and punched as shown below in the question figure. From the given answer figures, indicates how it will appear when opened. (SSC Steno. 2016)

**Question Figures :**

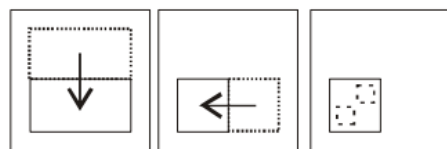


**Answer Figures:**

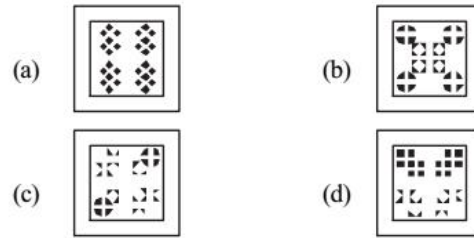


36. A square sheet of paper has been folded and punched as shown by the question figures. You have to figure out from amongst the four answer figures how it will appear when unfolded. (SSC Sub. Ins. 2016)

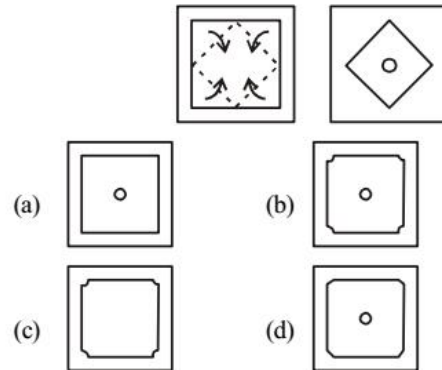
**Question Figures:**



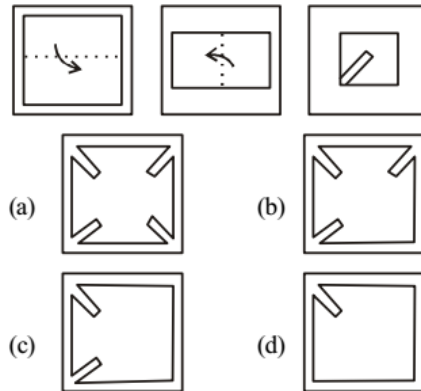
**Answer Figures:**



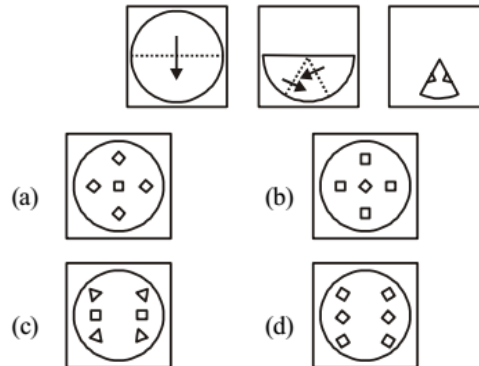
37. A piece of paper is folded and punched as shown below in the question figures. From the given answer figures, indicate how it will appear when opened? (SSC CGL 2017)



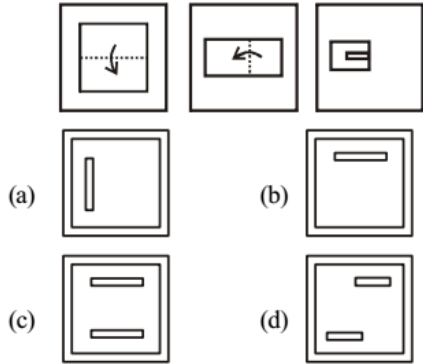
38. A piece of paper folded and punched as shown below in the question figures. From the given answer figure, indicate how it will appear when opened. (SSC CGL 2017)



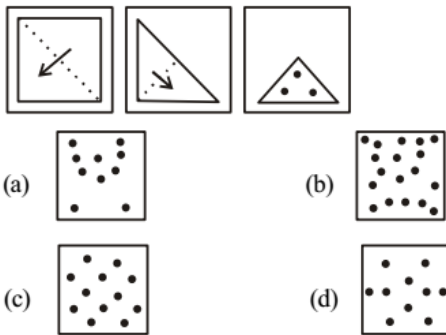
39. A piece of paper is folded and punched as shown below in the question figures. From the given answer figures, indicate how it will appear when opened? (SSC CGL 2017)



40. A piece paper is folded and punched as shown below the question figures. From the given answer figures, indicate how it will appear when opened? (SSC CGL 2017)

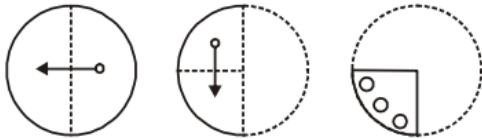


41. A piece of paper is folded and punched own below in the question figures. From the given answer figures, indicates how it will appear when opened. (SSC CHSL 2017)

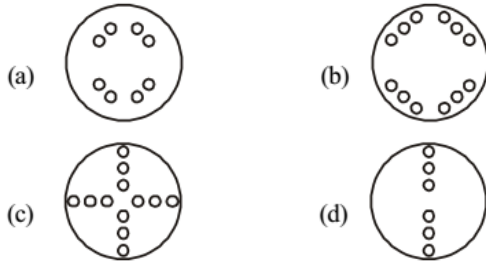


42. A piece of paper is folded and cut as shown below in the question figures. From the given answer figures, indicate how it will appear when opened.

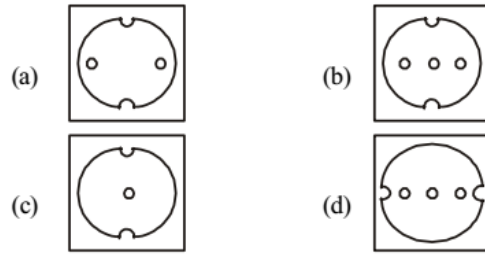
Question Figure



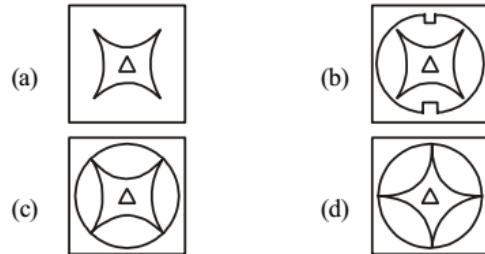
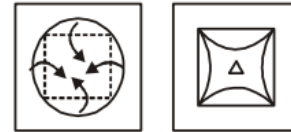
Answer Figures



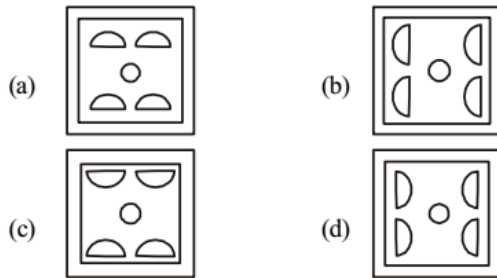
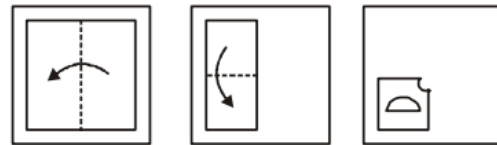
43. A piece of paper is folded and punched as shown below in the question figures. From the given answer figures, indicate how it will appear when opened?



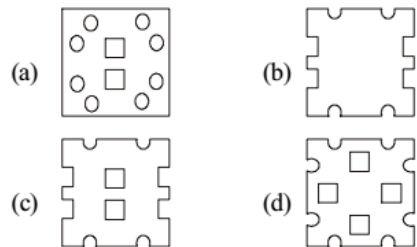
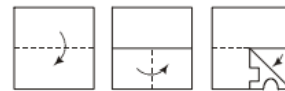
44. A piece of paper is folded and punched as shown below in the question figures. From the given answer figures, indicate how it will appear when opened?



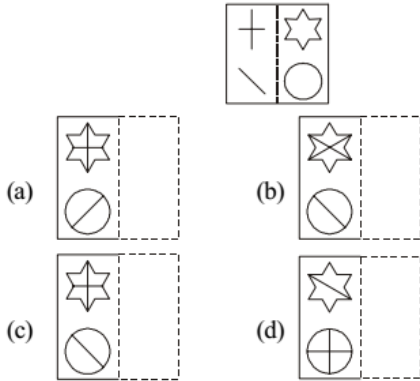
45. A piece of paper is folded and punched as shown below in the question figures. From the given answer figures, indicate how it will appear when opened?



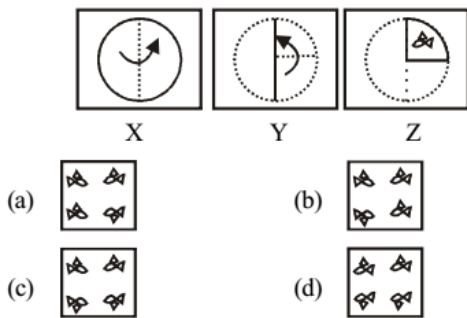
46. A square paper is folded and cut as shown below. How will it appear when unfolded? (SSC CGL 2018)



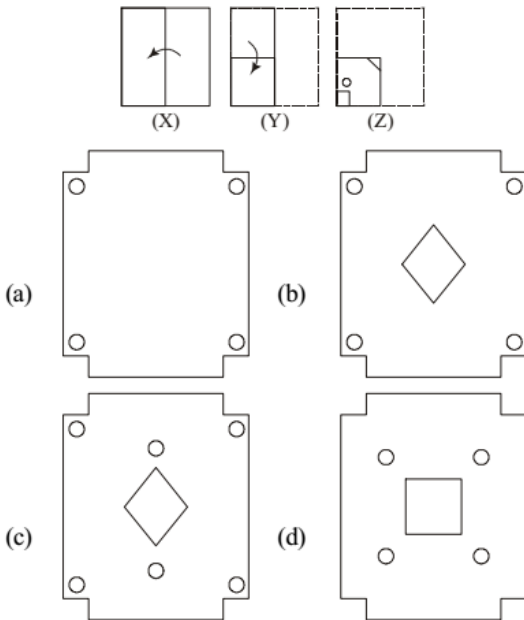
47. Given below is a transparent sheet of paper with some patterns drawn on it. How would the transparent sheet look when it is folded on the dotted line? (SSC CGL 2018)



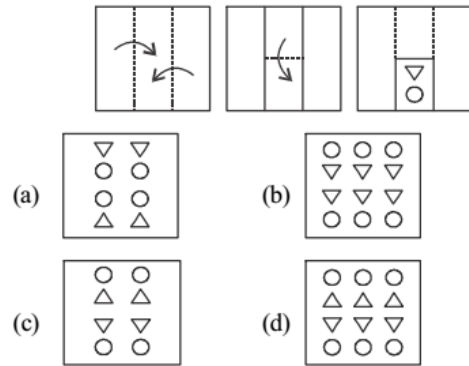
48. A paper is folded and cut as shown in the following figures (X, Y and Z). Select the option that depicts how this paper will appear when unfolded. (SSC CHSL 2018)



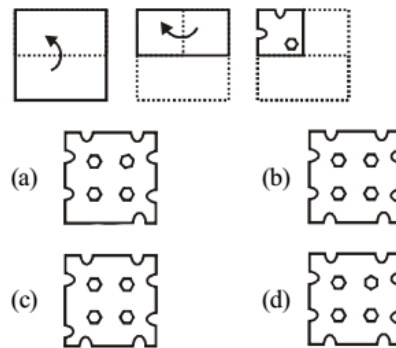
49. The sequence of folding a piece of square paper and the manner in which the folded paper has been cut is shown in the figures X, Y and Z. How would this paper look when unfolded? (SSC Sub. Ins. 2018)



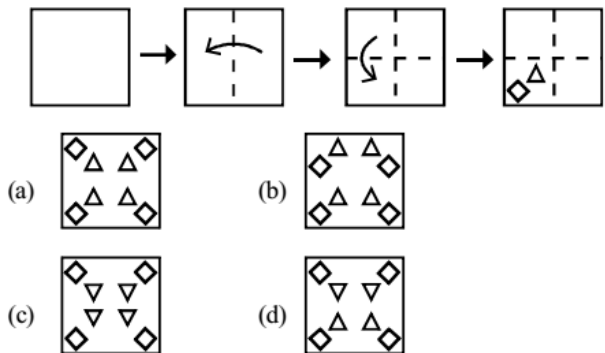
50. The sequence of folding a piece of paper and the manner in which the folded paper has been cut is shown in the following figures. How would this paper look when unfolded? (SSC CGL 2019-20)



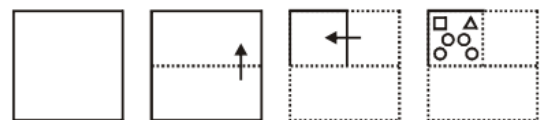
51. A paper is folded and cut as shown below. How will it appear when unfolded? (SSC MTS 2019-20)



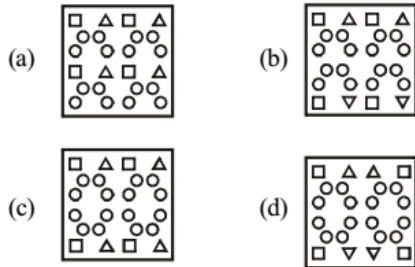
52. The sequence of folding a paper and the manner in which the folded paper has been cut is shown in the following figures. How would this paper look when unfolded? (SSC CHSL 2019-20)



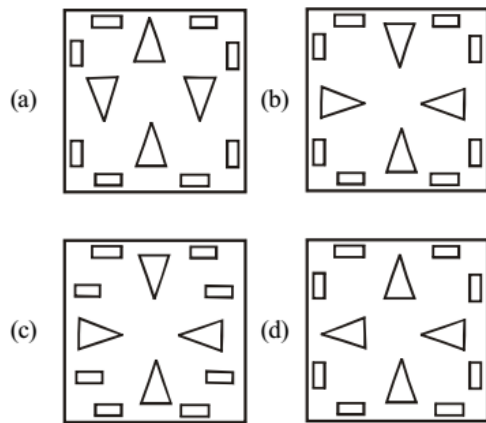
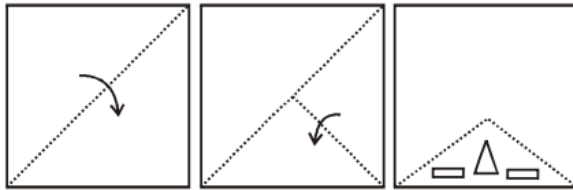
53. The sequence of folding a piece of paper and the manner in which the folded paper has been cut is shown in the following figures. How would this paper look when unfolded? (SSC CGL 2020-21)



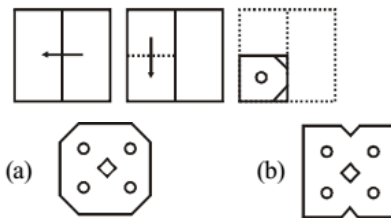




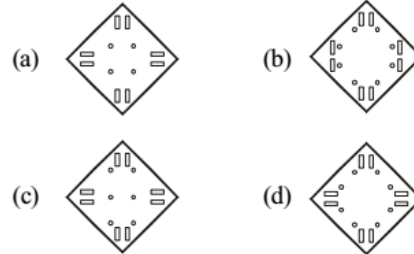
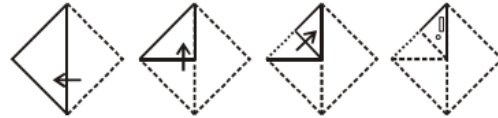
54. A piece of paper is folded and cut as shown below in the question figure. Select from the option figures, how it will appear when unfolded. (SSC CHSL 2020-21)



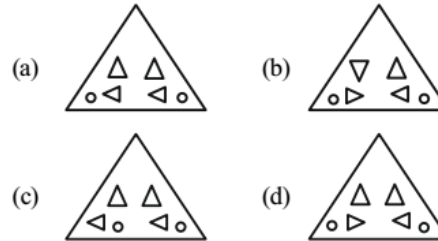
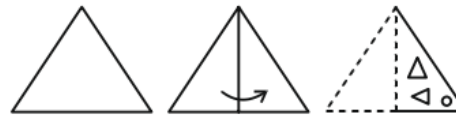
55. The sequence of folding a piece of paper and the manner in which the folded paper has been cut is shown in the figures below. How would the paper look when unfolded? (SSC MTS 2020-21)



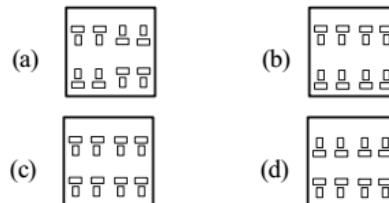
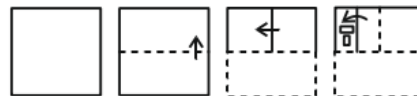
56. A paper is folded and cut as shown below. How will it appear when unfolded? (SSC Stenographer 2020-21)



57. A paper is folded and cut as shown below. How will it appear when unfolded? (SSC Sub-Inspector 2020-21)



58. A paper is folded and cut as shown below. How will it appear when unfolded? (SSC Sub-Inspector 2020-21)



# Hints & Solutions


1. (c) 2. (c) 3. (c) 4. (b) 5. (b)  
 6. (b) 7. (a) 8. (d) 9. (b) 10. (a)  
 11. (b) 12. (c) 13. (d) 14. (d) 15. (a)

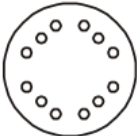

16. (c) 17. (d)  
 18. (c) All the components of Question Figure are present in Answer Figure (c)

19. (c) 20. (a) 21. (c) 22. (b) 23. (d)  
 24. (c) 25. (a) 26. (c) 27. (c) 28. (c)  
 29. (c) 30. (a) 31. (d) 32. (d) 33. (d)

34. (d)  
 35. (b) 'ABILITY' can not be formed using the letter of the word 'LEGLIBILITY' as there is no 'a' in the word 'LEGLIBILITY'.

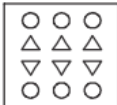
36. (b) Option (b) is correct.  
 37. (b) 38. (a) 39. (d) 40. (c)

41. (c) Required answer = 

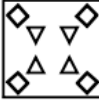
42. (b)  43. (b) 


44. (c)  45. (c) 

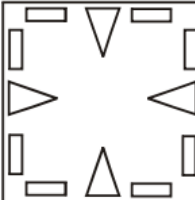
46. (d) 47. (c) 48. (c) 49. (b)

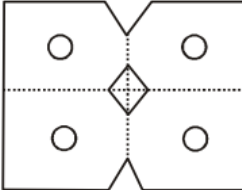
50. (d) 

51. (b) It will appear line option (b), when unfolded .

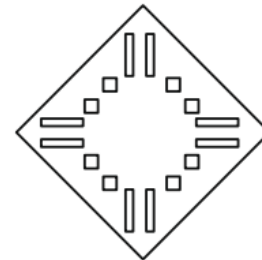
52. (d) 

53. (d) 

54. (b) 

55. (b) 

56. (d) When upfolded the figure, the answer figure is:



57. (d) Option (d) is the correct choice.  
 58. (b) When unfolded, it will appear as figure (b).